

## Annual Activity Survey for Stalham High School

Welcome to Children's Services' annual Activity Survey, 2023. It provides information about the first destinations of young people reaching the statutory school leaving age in the summer of 2023. The cohort has increased this year by 5%. With over 9,000 young people to follow it has taken the dedication of a number of key people to make the survey possible. I would like to thank staff at schools, colleges and sixth forms along with Norfolk County Council's, Guidance Advisers, Young Person's Advisers, Keeping in Touch Team, and staff from the Participation, Transition & Strategy Team.

It is worth noting that all young people are expected to continue in education or training (in learning) until at least 18 years of age. Therefore the 'in-learning' figures are a particularly important focus of this report - which as you will see have slightly dipped again this year, a cumulative 2% in the past 2 academic years. This indicates an ongoing trend of young people going into jobs without training.

On a more positive note: the number of young people in an apprenticeship has increased again this year, an overall increase of 0.8% since 2021. NEETs are down by 0.5% compared to last year, despite the overall increased cohort size.

Karin Porter  
Participation Strategy & Transition Manager

### 2023 Headline Figures - Analysis for Norfolk

#### Norfolk Year 11 Count




The total number of Year 11 students in Norfolk's schools for the academic year

2022 - 2023

9,275



#### Full Time Education



The percentage of young people that moved into **full time education**

2022	89.57%
2023	87.88%


#### In Learning Percentage



The overall **in-learning** percentage

2022	93.73%
2023	92.28%

#### Apprenticeships




#### APPRENTICESHIPS

**Apprenticeships and Employment with Training**

2022	4.10%
2023	4.26%

#### NEET



The percentage of young people who are **NEET**

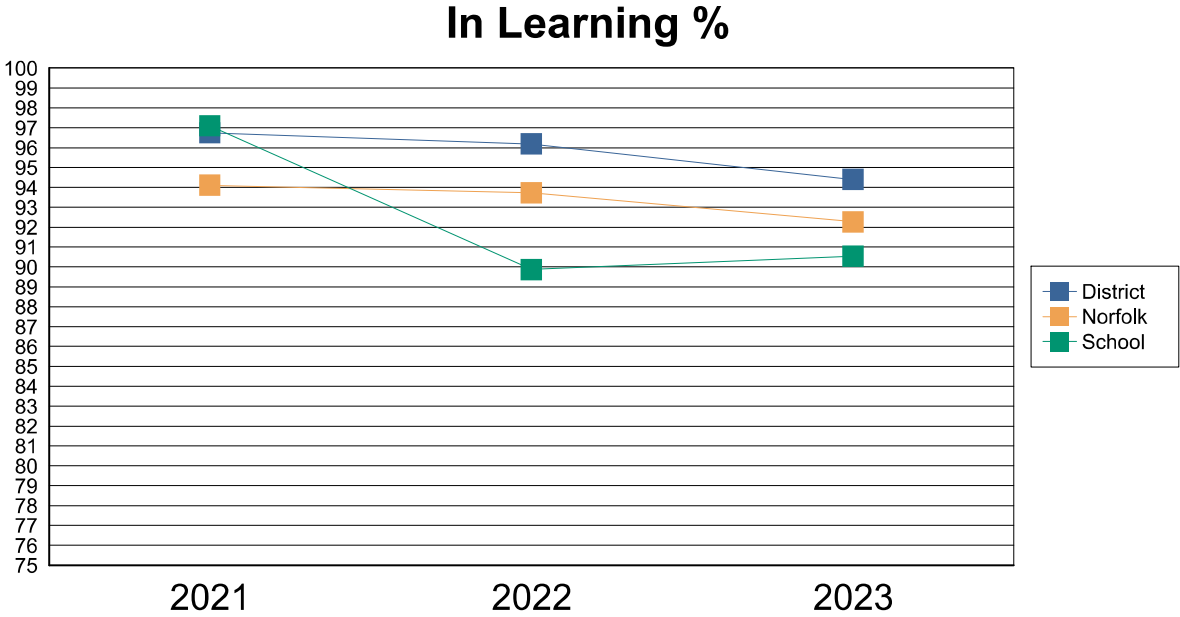
2022	2.24%
2023	1.75%

# Stalham High School

## Your Top 6 Provider Destinations in 2023

East Norfolk Sixth Form College	19
Paston College	11
East Coast College (Gt Y)	10
City College Norwich	8
Easton College	3
Access Creative College	3

In Learning Destinations - Comparison over 3 Years



### Activity Breakdown Last Three Years

	2023		2022		2021	
Cohort	74		79		69	
Full Time Education	63	85.14%	69	87.00%	62	89.86%
Full Time Training	0	0.00%	0	0.00%	0	0.00%
Apprenticeship	4	5.41%	2	3.00%	5	7.25%
Employment with Training	0	0.00%	0	0.00%	0	0.00%
Working towards participation	0	0.00%	0	0.00%	0	0.00%
Temporary Break	1	1.35%	0	0.00%	0	0.00%
Employment without Training	2	2.70%	2	2.53%	1	1.45%
Not settled (active)	0	0.00%	0	0.00%	0	0.00%
Not settled (active - NEET)	0	0.00%	0	0.00%	0	0.00%
Unknown	2	2.70%	4	5.06%	1	1.45%

## Stalham High School Destination Categories

\*Some young people in our cohort do not identify as either "Male" or "Female". Therefore, the "All" column may not be equal to the two columns combined.

<b>Full time Education</b>	<b>All</b>		<b>Female</b>		<b>Male</b>	
School sixth form	8	10.81%	2	25.00%	6	75.00%
Further education	55	74.32%	26	47.27%	29	52.73%
<b>Full time Education Total</b>	<b>63</b>	<b>85.14%</b>	<b>28</b>	<b>44.44%</b>	<b>35</b>	<b>55.56%</b>
<b>Apprenticeship</b>	<b>All</b>		<b>Female</b>		<b>Male</b>	
Apprenticeship	4	5.41%	1	25.00%	3	75.00%
<b>Apprenticeship Total</b>	<b>4</b>	<b>5.41%</b>	<b>1</b>	<b>25.00%</b>	<b>3</b>	<b>75.00%</b>
<b>Temporary break from learning</b>	<b>All</b>		<b>Female</b>		<b>Male</b>	
Not Available - Illness	1	1.35%	1	100.00%	0	0.00%
<b>Temporary break from learning Total</b>	<b>1</b>	<b>1.35%</b>	<b>1</b>	<b>100.00%</b>	<b>0</b>	<b>0.00%</b>
<b>Employment without training</b>	<b>All</b>		<b>Female</b>		<b>Male</b>	
Employment with non-accredited training	1	1.35%	0	0.00%	1	100.00%
Part time employment	1	1.35%	0	0.00%	1	100.00%
<b>Employment without training Total</b>	<b>2</b>	<b>2.70%</b>	<b>0</b>	<b>0.00%</b>	<b>2</b>	<b>100.00%</b>
<b>Current activity not established</b>	<b>All</b>		<b>Female</b>		<b>Male</b>	
Current situation not known	2	2.70%	0	0.00%	2	100.00%
<b>Current activity not established Total</b>	<b>2</b>	<b>2.70%</b>	<b>0</b>	<b>0.00%</b>	<b>2</b>	<b>100.00%</b>
<b>Not settled (active in the labour market-NEET)</b>	<b>All</b>		<b>Female</b>		<b>Male</b>	
Seeking employment, education or training	2	2.70%	0	0.00%	2	100.00%
<b>Not settled (active in the labour market-NEET) Total</b>	<b>2</b>	<b>2.70%</b>	<b>0</b>	<b>0.00%</b>	<b>2</b>	<b>100.00%</b>
<b>Total</b>	<b>74</b>		<b>30</b>	<b>40.54%</b>	<b>44</b>	<b>59.46%</b>

### September Guarantee Offers

	<b>Total</b>
Offer Made	73
Personal Circumstances Prevent Learning	1
<b>Total</b>	<b>74</b>

## Stalham High School Destination Categories for EHCP and SEN Support Students

<b>Full time Education</b>	<b>All</b>	<b>EHCP</b>	<b>SEN Support</b>
School sixth form	8	0 0.00%	3 37.50%
Further education	55	2 3.17%	10 18.18%
<b>Full time Education Total</b>	<b>63</b>	<b>2 3.17%</b>	<b>13 20.63%</b>
<b>Apprenticeship</b>	<b>All</b>	<b>EHCP</b>	<b>SEN Support</b>
Apprenticeship	4	0 0.00%	0 0.00%
<b>Apprenticeship Total</b>	<b>4</b>	<b>0 0.00%</b>	<b>0 0.00%</b>
<b>Temporary break from learning</b>	<b>All</b>	<b>EHCP</b>	<b>SEN Support</b>
Not Available - Illness	1	0 0.00%	0 0.00%
<b>Temporary break from learning Total</b>	<b>1</b>	<b>0 0.00%</b>	<b>0 0.00%</b>
<b>Employment without training</b>	<b>All</b>	<b>EHCP</b>	<b>SEN Support</b>
Employment with non-accredited training	1	0 0.00%	0 0.00%
Part time employment	1	0 0.00%	1 100.00%
<b>Employment without training Total</b>	<b>2</b>	<b>0 0.00%</b>	<b>1 50.00%</b>
<b>Current activity not established</b>	<b>All</b>	<b>EHCP</b>	<b>SEN Support</b>
Current situation not known	2	0 0.00%	2 100.00%
<b>Current activity not established Total</b>	<b>2</b>	<b>0 0.00%</b>	<b>2 100.00%</b>
<b>Not settled (active in the labour market-NEET)</b>	<b>All</b>	<b>EHCP</b>	<b>SEN Support</b>
Seeking employment, education or training	2	0 0.00%	2 100.00%
<b>Not settled (active in the labour market-NEET) Total</b>	<b>2</b>	<b>0 0.00%</b>	<b>2 100.00%</b>
<b>Total</b>	<b>74</b>	<b>2 2.70%</b>	<b>18 24.32%</b>

## Norfolk Destination Categories

<b>Full time Education</b>	8151	87.88%
<b>Full time Training</b>	13	0.14%
<b>Apprenticeship</b>	393	4.24%
<b>Employment combined with training</b>	2	0.02%
<b>Working towards participation</b>	31	0.33%
<b>Temporary break from learning</b>	17	0.18%
<b>Employment without training</b>	129	1.39%
<b>Not settled (active in the labour market)</b>	11	0.12%
<b>Current activity not established</b>	386	4.16%
<b>Not settled (active in the labour market-NEET)</b>	142	1.53%
<b>Total</b>	9275	